

WHO AM I? RIDDLE BOOK



Time: 3-4 class periods

Instructional Goals:

- The students will use the PebbleGo Biographies online database to research a historical figure.
- The students will take notes about a historical figure using a graphic organizer.
- The students will use their research notes to write first person clues about the historical figure to create a Who Am I? riddle.

Materials/Resources:

- PebbleGo Biographies online database
- Biography Research Notes graphic organizer
- Who Am I? Riddle Book template, if desired
- Who Am I? riddle book example for Barack Obama
- Biography Research Notes example for Barack Obama

Procedures/Lesson Activities:

Focus

1. Tell students you have a riddle for them to solve. Read aloud the Who Am I? riddle book example for Barack Obama.

Teach/Model

2. Explain that each student will be making his or her own riddle book about a different historical figure.
3. Project the PebbleGo Biographies database for the students.
4. Navigate to the article about Barack Obama. Show students where you found the information you used in your riddle book example. Use the tabs to read through the biography article. Show students the Media section with the video and the timeline.
5. Explain that you had to take notes about Barack Obama before you could write the Who Am I? riddle book. Show them the Biography Research Notes example for Barack Obama.
6. Point out the citation at the end of the example riddle book. Demonstrate where you found the citation information in the PebbleGo Biographies database. Remind students that they must give credit to their sources when researching.

Guided Practice



7. Demonstrate how to navigate to different biographies. Show students some of the different historical figures they could choose for their riddle book project.

Independent Practice

8. Have each student choose their riddle book subject. Give each student a Biography Research Notes graphic organizer.
9. Monitor students as they research their subjects and take notes on the graphic organizer.
10. Work with students as they use their notes to write their first person Who Am I? clues. Use the Who Am I? Riddle Book template, if desired.

Closure

11. Have students take turns reading their Who Am I? riddle books to the class. Display the books for others to read.

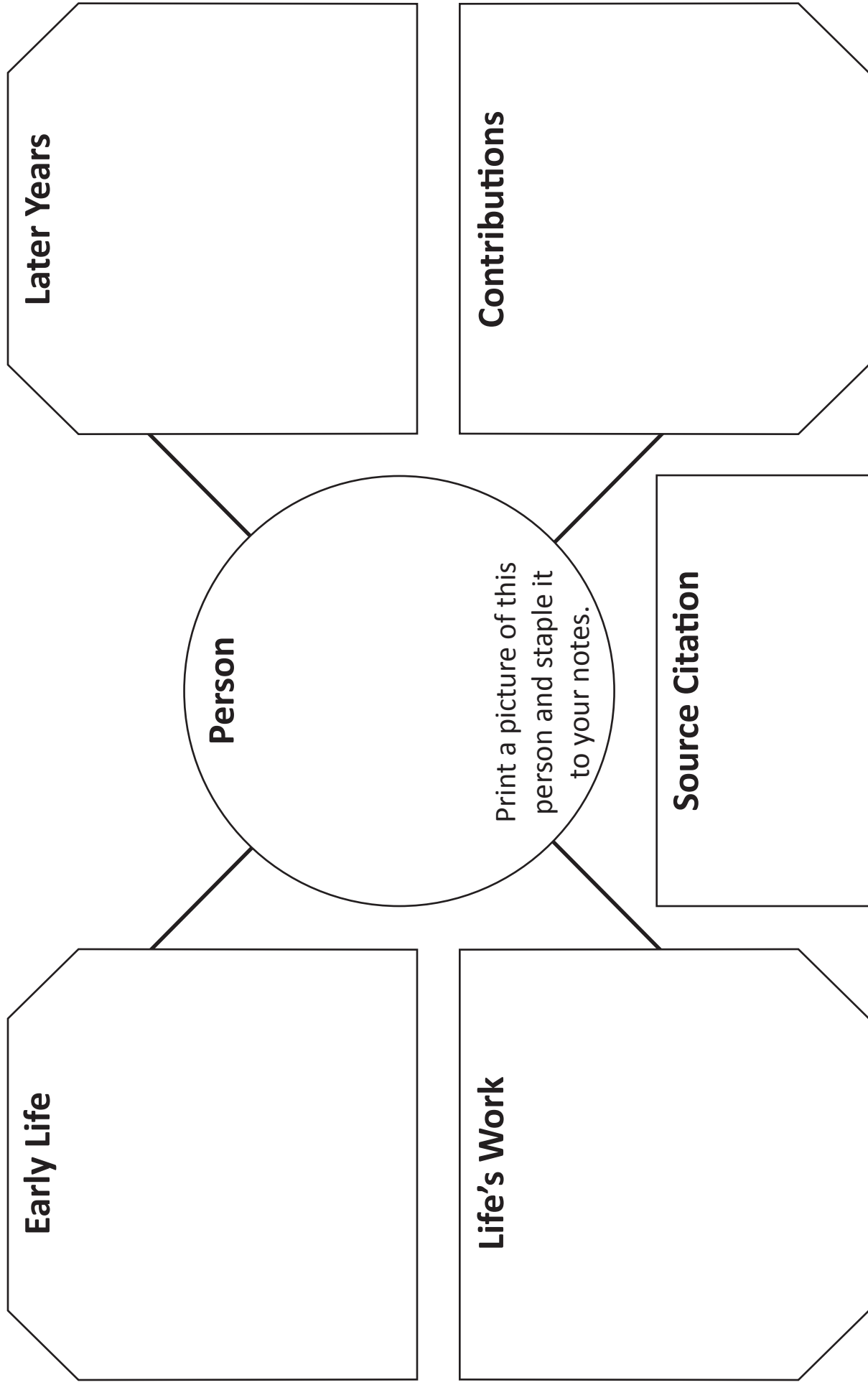
Extend/Enrich

- Create multimedia slide shows or videos with students narrating their Who Am I? riddle clues. Upload the narrated versions to a file sharing service and create QR codes linking to the files. Post the QR codes around the school for others to scan and listen to.

Biography Research Notes



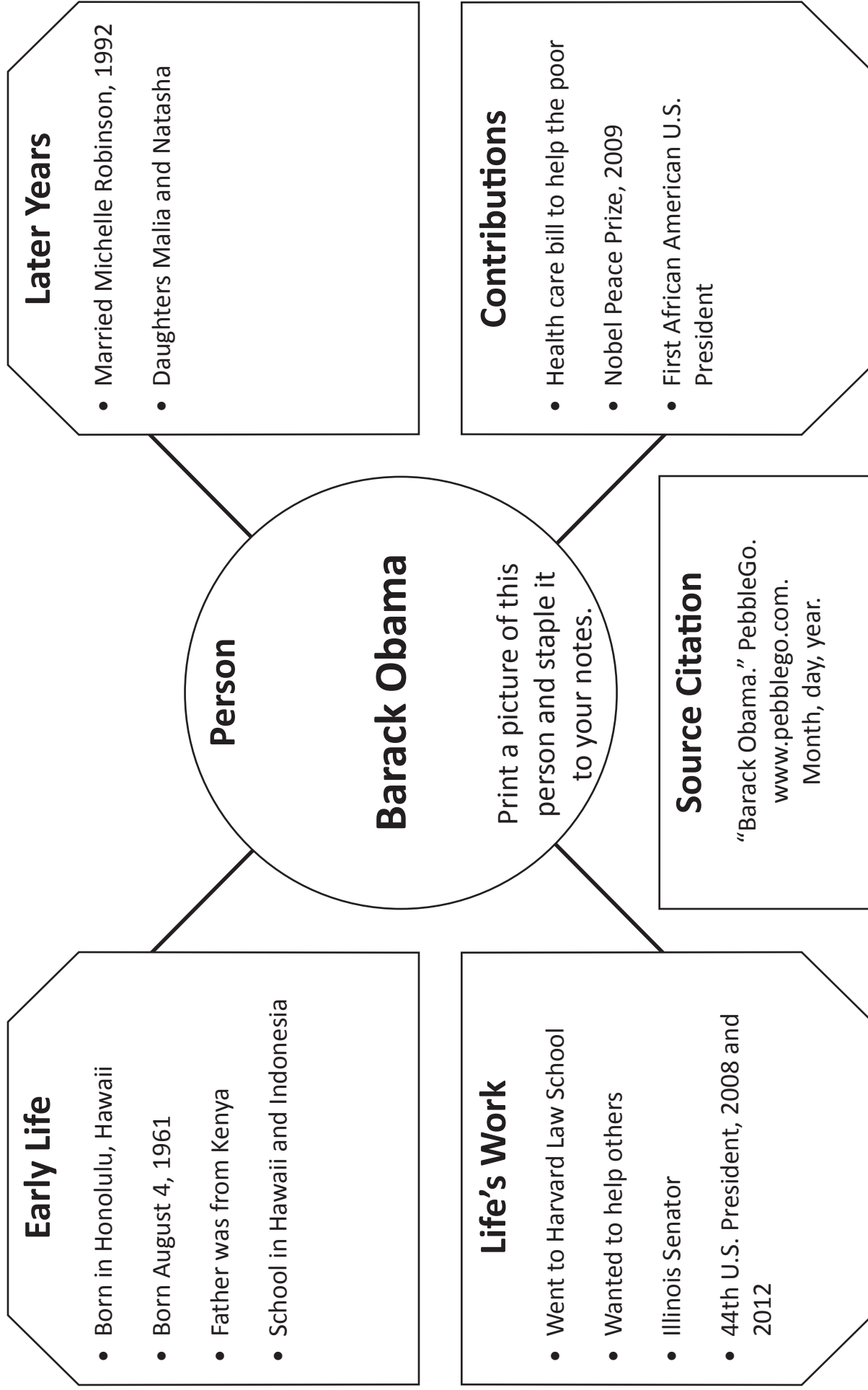
Name _____



Biography Research Notes



Name _____



I was born in Hawaii in 1961. I went to Harvard Law School when I was older.



Who am I?

Cut here.



I was the first African American elected President of the United States of America.

Who am I?

For my life's work, I decided to help other people. I ran for and became a United States Senator for the state of Illinois.



Cut here.



I am President Barack Obama.


Print a picture and
staple it here.

Who am I?

Cut here.

Print a picture and
staple it here.

Who am I?



Cut here.

