

## Description:

Children will develop 3 "knock, knock" jokes to share with others. This activity is recommended for home.

## Recommended Grades:

- K-2, 3-5

## Materials/Resources:

- "Knock, Knock" Handout, Clipboard (Optional), Paper, Pencil

## Objectives:

The child will:

- Develop 3 "knock, knock" jokes,
- Present the jokes to 5 other people and ask them to rate the jokes with 1-3 stars,
- Record data from the ratings, and Optionally, rank order the 3 jokes based on the 5 people's ratings.



## At-Home Use:

Discuss the activity with the child—develop 3 "knock, knock" jokes, present them to 5 people, and ask the people to rate them. Be sure to record the people's ratings.

## Parent/Caregiver Directions:

Start with an example of a "knock, knock" joke if the child is not familiar with the format. Here's a simple one: "Knock, Knock? Who's There? Ben. Ben, Who? Ben looking for you!" Note that some people write jokes for a living. This is a chance to explore this kind of writing.

1. Provide the "knock, knock" handout. Review the instructions and answer questions.
2. Encourage the child to come up with 3 "knock, knock" jokes on a separate sheet of paper. When they're satisfied with the jokes, copy them to the handout.
3. Help the child find 5 people to tell their jokes. Optionally, provide a clipboard to make it easier to tell the jokes and record people's ratings with a pencil.
4. Remind the child that each person to whom they tell the jokes needs to rank them with 1-3 stars. The child should fill in the center of the stars using a pencil for each person's rating.
5. Optionally, the child can use the 5 sets of ratings to find out which "knock, knock" joke is the most popular and which is the least. Total the number of stars people gave for each joke. The one with the biggest number of stars wins and gets 3 stars at the top of the box. The one with the next largest number comes in second and gets 2 stars at the top of the box. The one with the lowest number of stars gets 1 star. Provide assistance if needed.



















## Extension Activities:

Listen to *Knock, Knock, Moo!* in Capstone Interactive just for fun!  
Explore other joke books like *Beastly Laughs*, *Chalkboard Chuckles*, and *Roaring with Laughter* in Capstone Interactive.

# COME UP WITH 3 “KNOCK, KNOCK” JOKES

Name: \_\_\_\_\_

Teacher: \_\_\_\_\_

		
<b>Knock, knock! Who's there?</b> 1:  2:  3:  4:  5: 	<b>Knock, knock! Who's there?</b> 1:  2:  3:  4:  5: 	<b>Knock, knock! Who's there?</b> 1:  2:  3:  4:  5: 

Tell your 3 “knock, knock” jokes to 5 people (family, friends, neighbors, and/or classmates). Ask them to rank the jokes from most liked (3 stars) to least liked (1 star). Fill in the stars people 1–5 gave to each joke above. If you want a challenge, use the 5 ratings for each joke to give an overall score at the top of the table. Fill in 3 stars for the most liked joke, 2 for the next, etc. Ask an adult for help if you need it.

Listen to *Knock, Knock, Moo!* in Capstone Interactive or *other joke books* just for fun! Then, turn in this completed sheet to the teacher.